

Features

- ◆ Broadband Power Amplifier
- ◆ Class AB design
- ◆ Built-in protection circuits
- ◆ High reliability and ruggedness
- ◆ 50 ohm input/output impedance

Applications

- ◆ Test Equipment
- ◆ Communication Systems



Electrical Specifications: 50Ω, 25°C

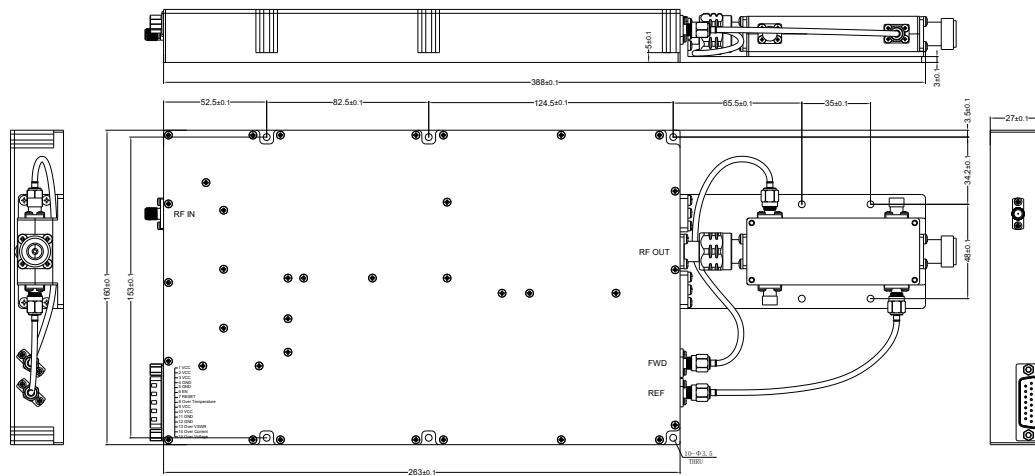
Parameter	Min	Typ	Max	Units
Operating Frequency	0.7		6	GHz
RF Power Output CW	51	52		dBm
Output Power for 1 dB Compression (P1dB)	48	49		dBm
Gain	55	58		dB
Gain Flatness		±3	±4	dB
Input VSWR		1.5		:1
Harmonics		-15	-9	dBc
Spurious			-60	dBc
Supply Voltage	30	32	32.5	V
Supply Current(VCC=32V)		1.5	23	A
Input RF drive level without damage			+3	dBm

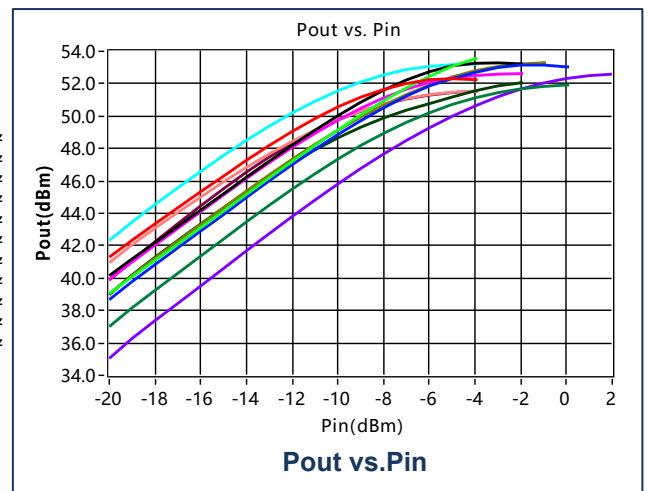
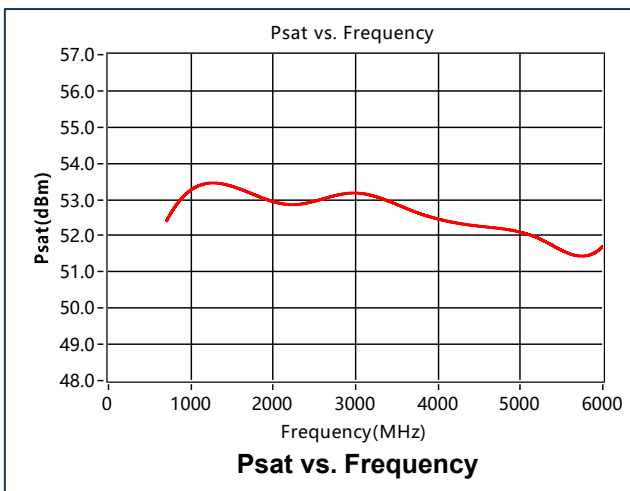
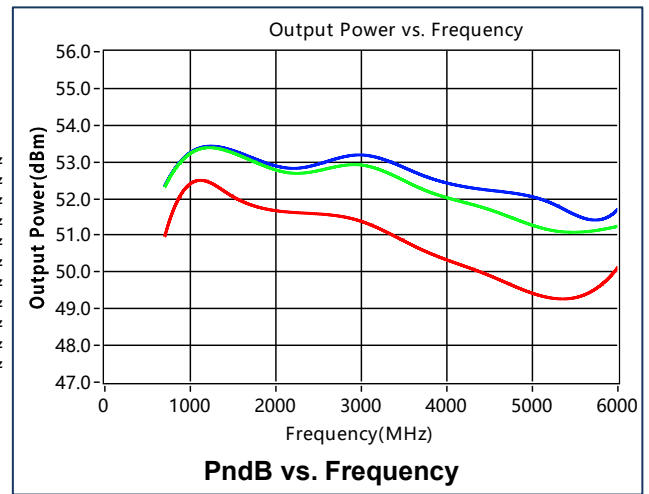
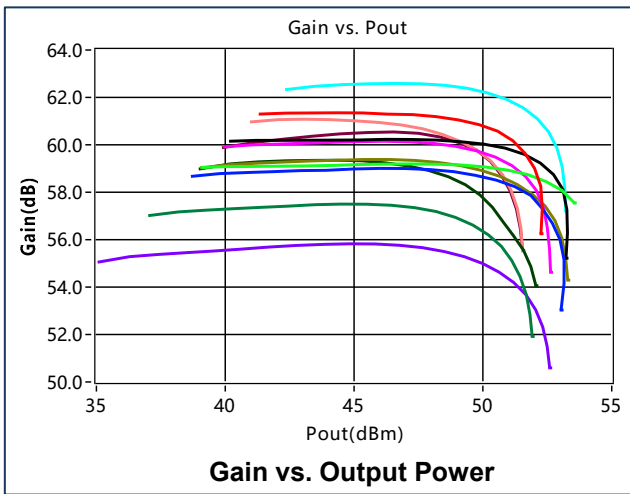
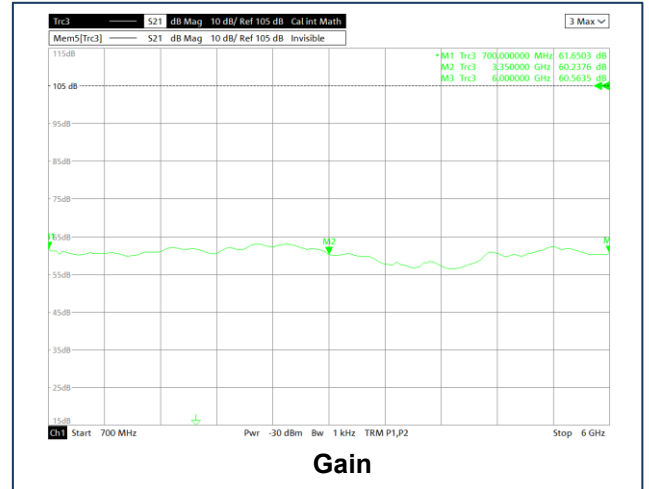
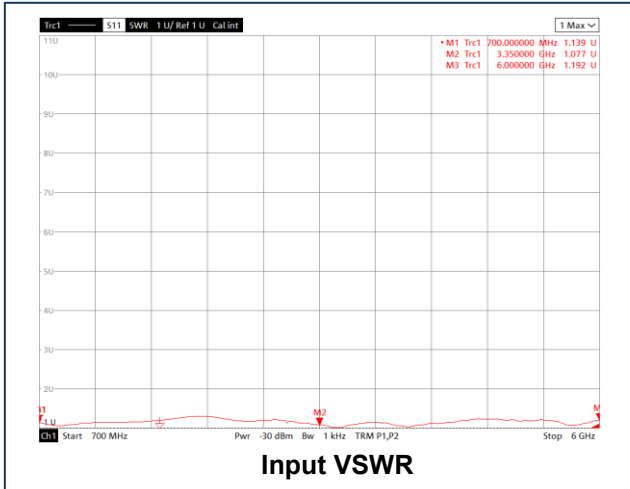
Environmental Specifications



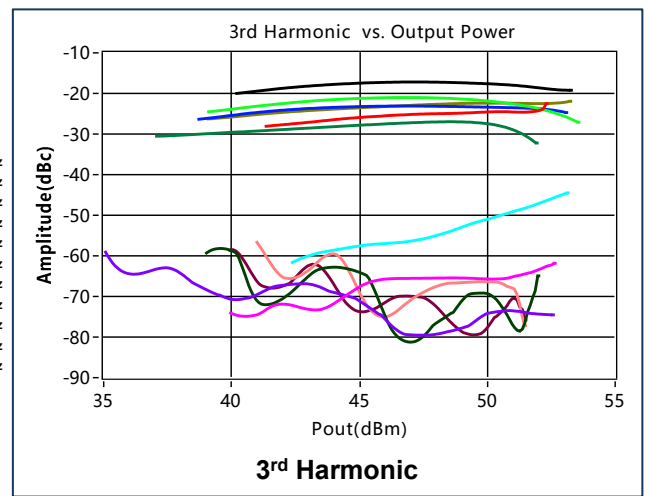
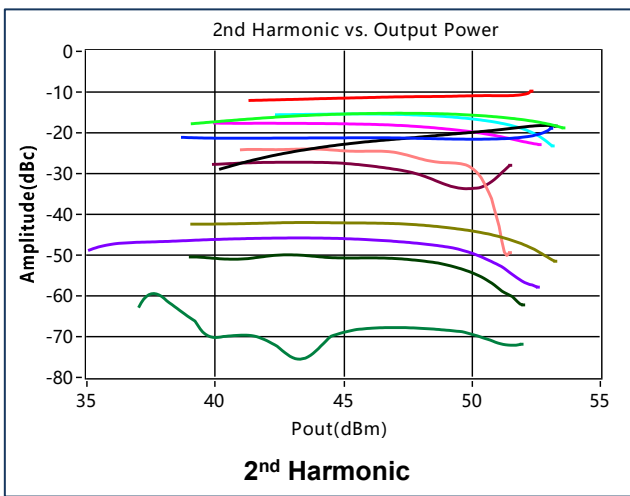
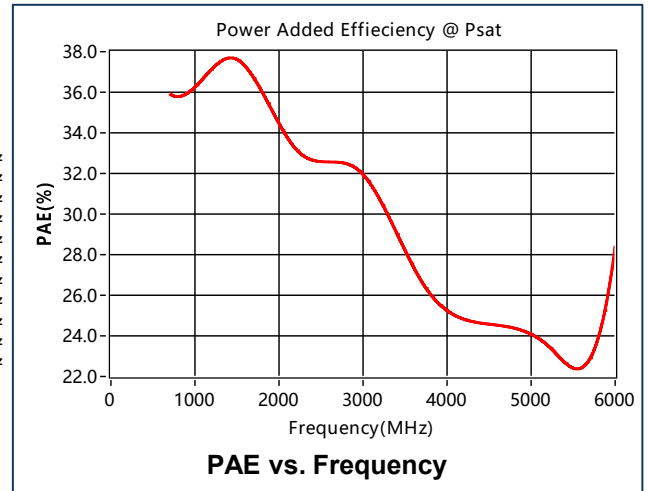
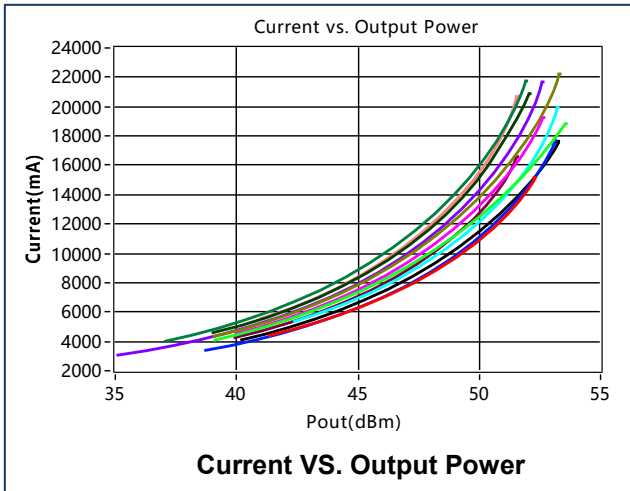
Operating Case Temperature	-30°C to +70°C
Storage Temperature	-50°C to +105°C

Mechanical Specifications

Dimensions (Excluding Connectors)	388 X 160 X 27 mm
RF Connectors	SMA-Female
DC Interface Connector	D-SUB-15
Weight	-
Cooling	Forced air required (Option)







DC Interface Connector: D-sub, 15-Pin, Female

Pin #	Name	Function
1	VCC	+30.0-32.5VDC
2	VCC	+30.0-32.5VDC
3	VCC	+30.0-32.5VDC
4	GND	Ground
5	GND	Ground
6	EN	Amplifier Enable: TTL High (5V) (Internally Pulled-High)
7	RESET	Resets PA when logic LOW is applied and released (Internally Pulled-High)
8	Over Temperature	When the temperature of the case exceeds 70 °C, the power amplifier will turn off and this pin will be pulled high. If the temperature of case drops to 60 °C, the power amplifier will return to normal operation, and this pin will be pulled low.
9	VCC	+30.0-32.5VDC
10	VCC	+30.0-32.5VDC
11	GND	Ground
12	GND	Ground
13	Over VSWR	VSWR FAULT:(TTL High= Fault, TTL Low =Normal)
14	Over Current	Current FAULT:(TTL High= Fault, TTL Low =Normal)
15	Over Voltage	Voltage FAULT:(TTL High= Fault, TTL Low =Normal)