


## Features

- ◆ Broadband Power Amplifier
- ◆ Class AB design
- ◆ Built-in protection circuits
- ◆ High reliability and ruggedness
- ◆ 50 ohm input/output impedance

## Applications

- ◆ Test Equipment
- ◆ Communication Systems



## Electrical Specifications: 50Ω, 25°C

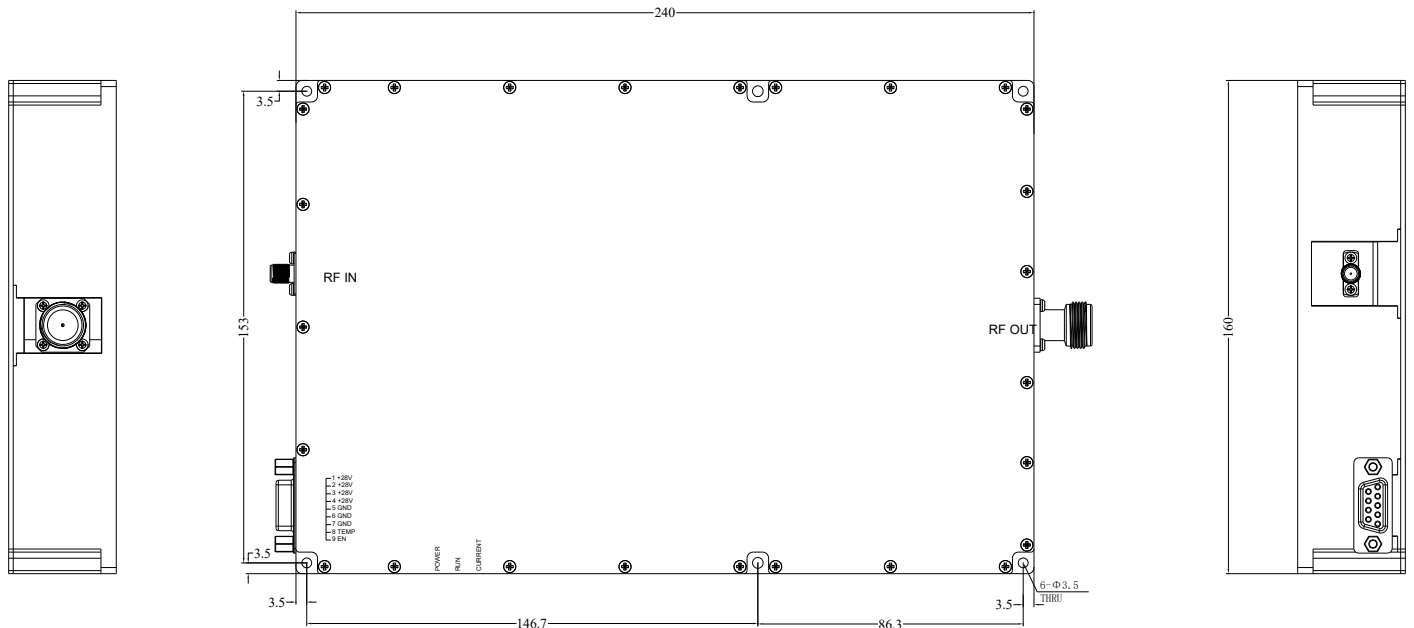
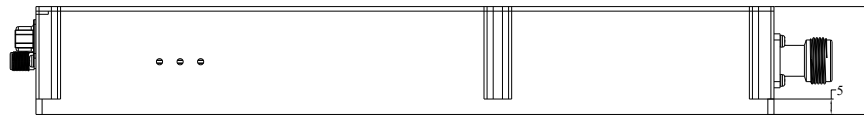
Parameter	Min	Typ	Max	Units
Operating Frequency	7		11	GHz
RF Power Output CW	51	52		dBm
Output Power for 1 dB Compression (P1dB)		-		dBm
Gain	60	63		dB
Gain Flatness		±3	±4	dB
Input VSWR		1.5		:1
Harmonics		-35	-30	dBc
Spurious			-60	dBc
Supply Voltage	26	28	30	V
Supply Current(VCC=28V)		4	25	A
Input RF drive level without damage			+3	dBm

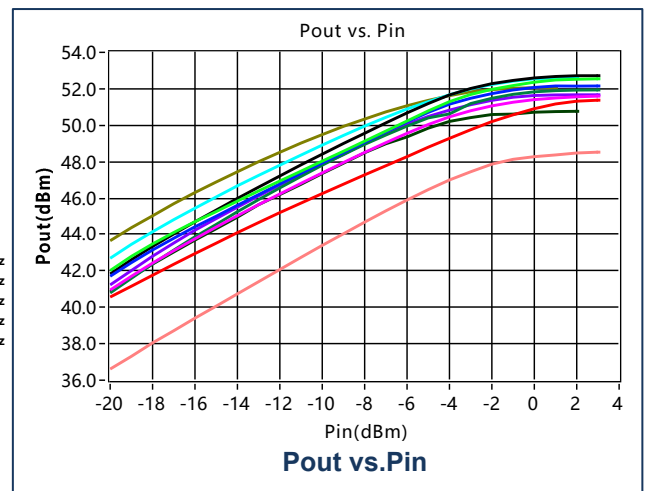
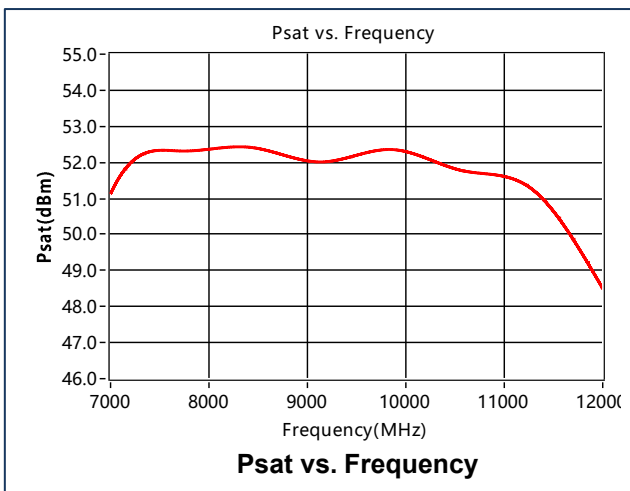

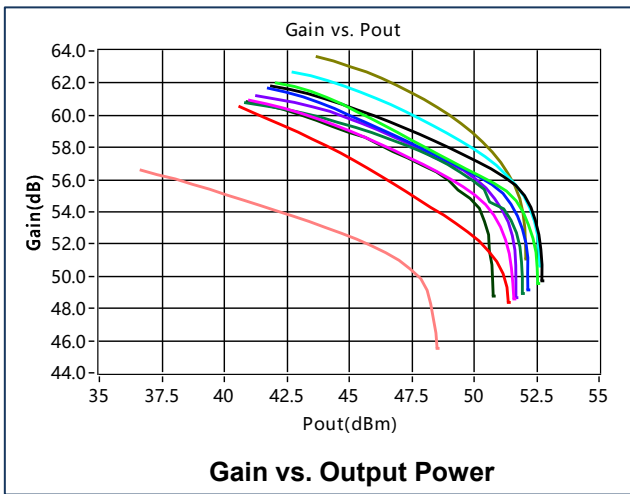
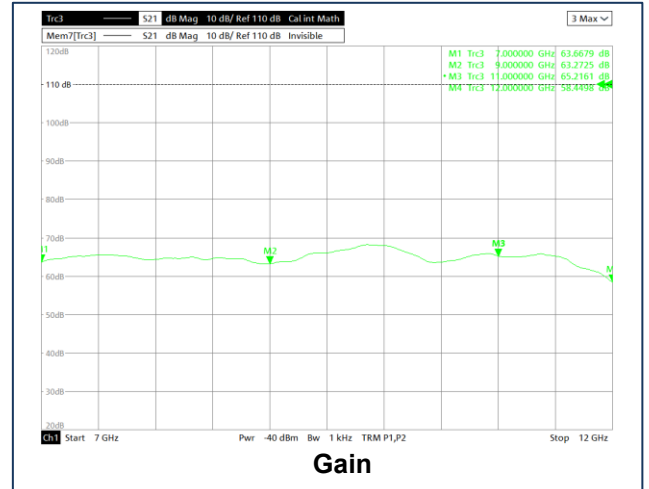
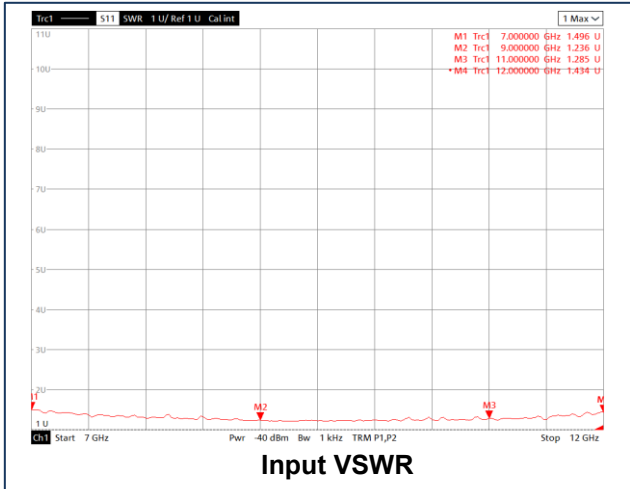
## Environmental Specifications


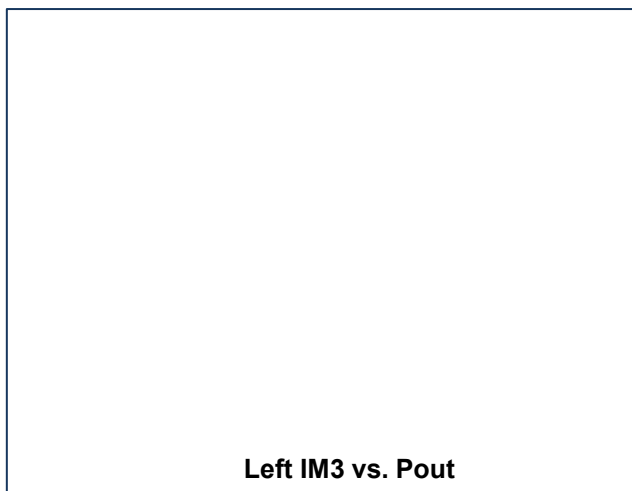
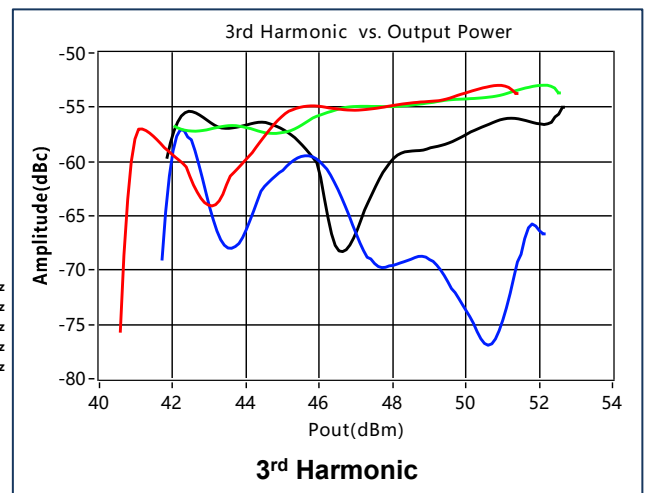
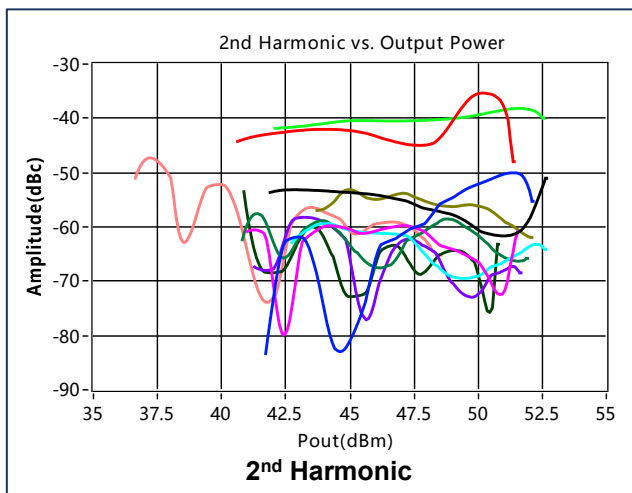
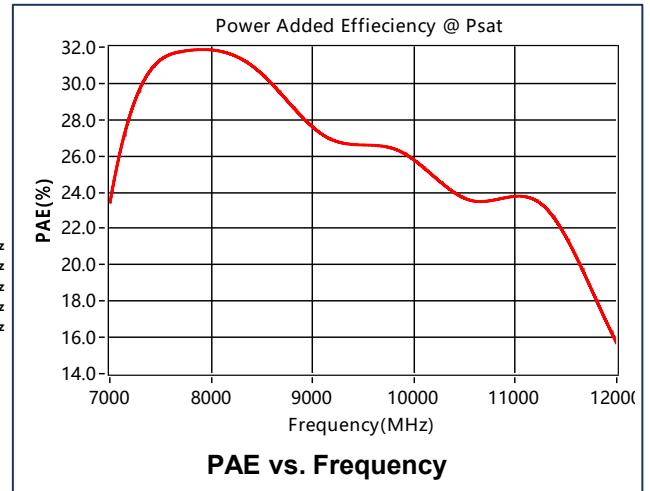
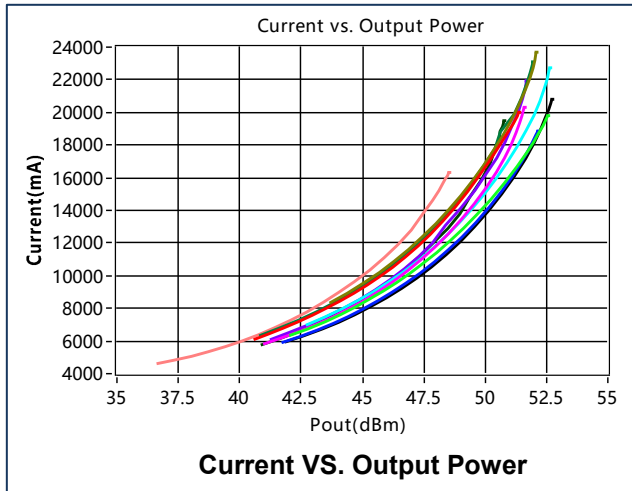
Operating Case Temperature	-30°C to +70°C
Storage Temperature	-50°C to +105°C

## Mechanical Specifications

Dimensions (Excluding Connectors)	240 X 160 X 35 mm
RF Connectors	SMA-Female/N-Female
DC Interface Connector	D-SUB-9
Weight	-
Cooling	Forced air required (Option)







**DC Interface Connector: D-sub, 9-Pin, Female**

Pin #	Name	Function
1	VCC	+26.0-30.0VDC
2	VCC	+26.0-30.0VDC
3	VCC	+26.0-30.0VDC
4	VCC	+26.0-30.0VDC
5	GND	Ground
6	GND	Ground
7	GND	Ground
8	TEMP	When the temperature of the case exceeds 70 °C, the power amplifier will turn off and this pin will be pulled high. If the temperature of case drops to 60 °C, the power amplifier will return to normal operation, and this pin will be pulled low.
9	EN	Amplifier Enable: TTL High (5V) (Internally Pulled-High)